

Workforce Development Role and Programs of the North Carolina Community College System

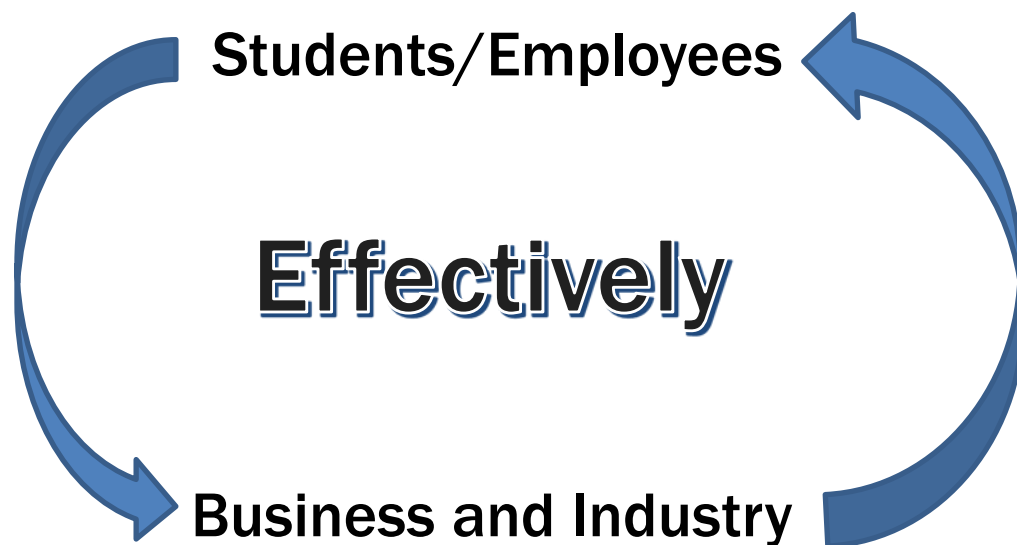
Lisa Chapman
Senior Vice President/Chief
Academic Officer
NCCCS

Maureen Little
Vice President, Economic
Development
NCCCS

March 22, 2017
Presentation to Joint Appropriations Sub-Committees on Education
and
Agriculture, Natural and Economic Resources

Who are We?

G.S. 115D-1 “...The Community Colleges System Office is designated as the primary lead agency for delivering workforce development training, adult literacy training, and adult education programs in the State.”



Major Program Areas

Curriculum

Credit Courses that lead to certificates, diplomas, or associate degrees

Includes Career and College Promise (college classes for high school students)

Workforce Continuing Education

Short-term programs and courses for individuals seeking to gain new and/or upgrade current job-related skills

College and Career Readiness

Literacy education programs that include Adult Basic Education (ABE), English as a Second Language (ESL), and Adult Secondary Education (ASE)

Economic Development

Education, training and support services for new, expanding and existing business and industry
And Small Business Support

Curriculum Career and Technical Education (CTE)

CTE Career Cluster Pathways

- Agricultural and Natural Resources Technologies
- Biological and Chemical Technologies
- Business Technologies
- Commercial and Artistic Production Technologies
- Construction Technologies
- Engineering Technologies
- Health Sciences
- Industrial Technologies
- Public Service Technologies
- Transport Systems Technologies

CTE

(2015-2016)

144,184 Students

State Curriculum Standards with College-Specific Programs of Study to address local/regional industry and employment training needs

Colleges offer more than 275 different certificate, diploma and associate curriculum program titles utilizing criteria set forth in statewide curriculum standards.

-Many include industry certification or prepare for state licensing and also align with other education partners

Workforce Continuing Education (WCE)

2016 Impact through Short Term Training

- **Occupational Pathways**

- *HRD – Employability Skills*
- Agricultural/Natural Resources
- **Business/Computers**
- **Construction**
- Education/Language
- **Health Occupations**
- Industrial/Manufacturing
- Public Safety
- Service Occupations
- Transport Systems

State structure with local flexibility to address local/regional industry and employment training needs

Short-term training –
Intensive study of a particular field/topic providing professional knowledge, emphasizing hands-on experience and frequently leading to a credential.

Occupational Courses (2016)

- 49,820 Course Sections
- 759,303 Registrations

Occupational Pathway	Course Sections	Registrations
Agricultural/Natural Resources	293	2,323
Business/Computers	4,998	26,336
Construction	753	8,238
Education/Language	1,713	7,098
Health Occupations	12,672	205,375
HRD (Employability Skills)	5,098	87,719
Industrial/Manufacturing	955	8,542
Public Safety	20,956	387,556
Service Occupations	1,079	9,238
Transport Systems	1,303	16,878
Grand Total	49,820	759,303

WCE Credentials

- **Over 200 Agency/Credential options available through Workforce CE training programs**
 - **Credentials are aligned with industry, state and national standards**
 - **Colleges build credential programs that respond to local and regional employer demand**
 - **Labor need identified through advisory boards**
 - **Provides opportunities for ‘stackable’ credential pathways**

Customized Training: Focus on Economic Development

**JOB
GROWTH**



**TECHNOLOGY
ENHANCEMENT**

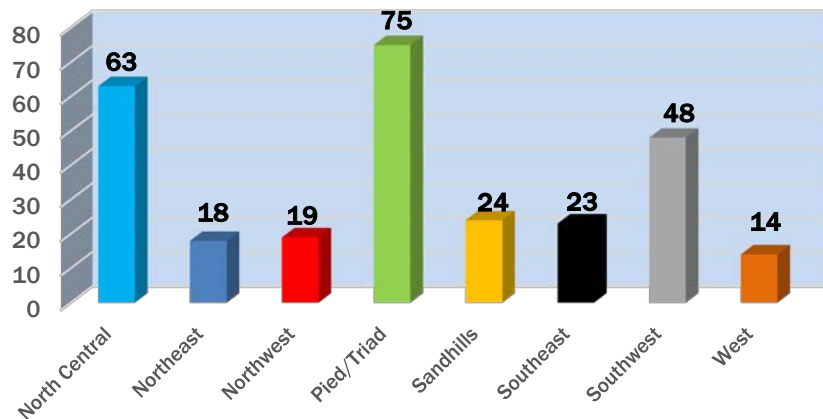


**PRODUCTIVITY
ENHANCEMENT**

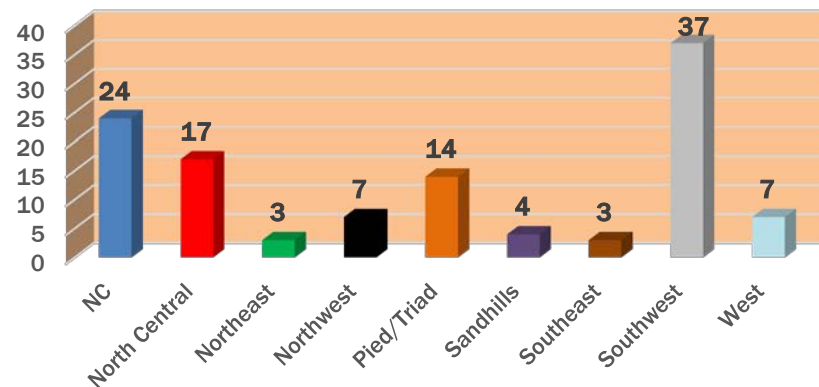


Customized Training Active Projects and Prospects

Total Active Projects by Prosperity Zone = 284



Total Prospects by Prosperity Zone = 116



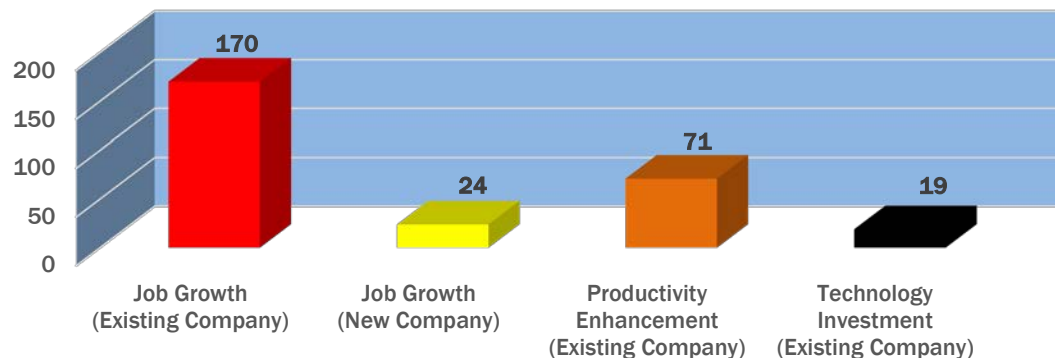
Active Projects Top Five Industries

Plastics/Rubber/Glass/Cement
Transportation
Metals/Iron/Steel
Textiles/Apparel
Food/Beverage/Tobacco Processing

Prospects Top Five Industries

Manufacturing
Headquarters
Business Support Services
Information Technology
Warehousing/Distribution

Total Active Projects by Company Status in North Carolina = 284



Training Focus: Specific to the Company

- **Tied to National and Industry Certifications**
- **Safety**
- **Continuous Improvement**
- **Leadership Development**
- **Interpersonal Skills**
- **Technical Skills**
- **Transfer of Technology**
- **OEM Training**

NCWorks Customized Training for New, Expanding and Existing North Carolina Companies: FY 2015-2016

Recognizing that a well-trained workforce is critical to a company's decision to locate, expand or remain in North Carolina, the NC Community College System was the first in the nation, more than 50 years ago, to provide company-specific training as an economic development tool. Whether a business adds jobs, identifies the need to expand by acquiring new equipment and machinery, or revamps itself by internally training its workforce, NCWorks Customized Training is equipped to ensure on-going success.

Job Growth

Number of Projects
222

Number of Trainees
20,793

Project Expenditures
\$7,151,361.63

Productivity Enhancement

Number of Projects
86

Number of Trainees
4,485

Project Expenditures
\$1,090,948.16

Technology Investment

Number of Projects
27

Number of Trainees
1,448

Project Expenditures
\$397,869.05

Project Totals

**Projects
335**

**Trainees
26,726**

**Expenditures
\$8,640,178.84**

Existing Industry Support

Companies Served
607

Number of Trainees
8,792

Expenditures
\$2,929,115.70

Program Related Expenditures

Learning Resources Instructional Tools
\$384,760.27

Regionally Based Resources/Trainers
\$800,411.51

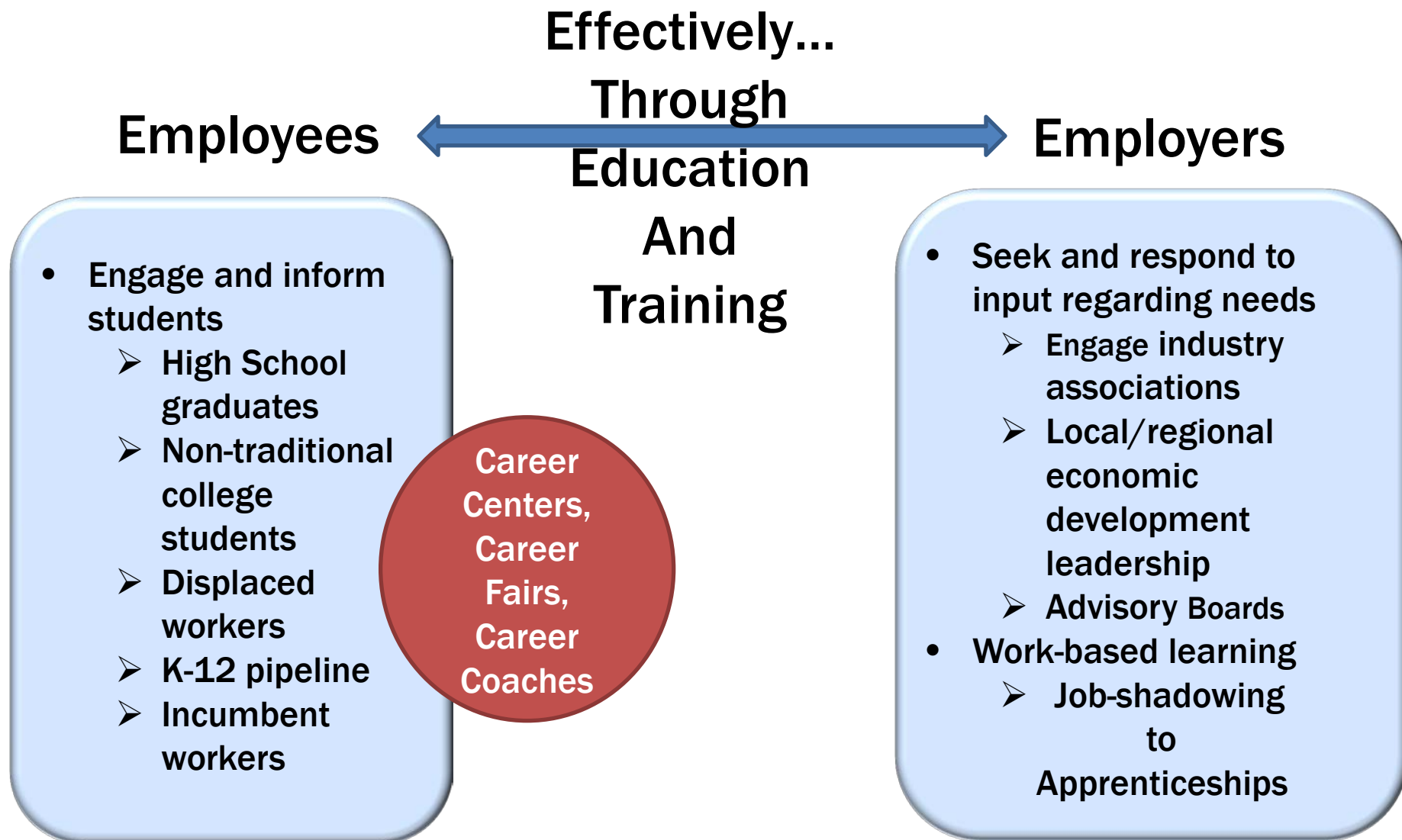
Local Community College Instructor Development
\$281,931.65

NCWorks Customized Training Program Totals

**Expenditures
\$13,036,397.97**

**Number Trained
35,518**

**Total Average Cost Per Trainee
\$367.03**



Thank You